

Ocean Dual

COMFORTABLE FOR CARER AND CLIENT



The Aquatec Ocean series of height adjustable shower commode chairs offers the right model for all demands.



Yes, you can.®

AQUATEC



Ocean Dual

- Seat tilt can be individually adjusted (tilt angle 0° - 35°)
- Two additional stainless steel gas springs to lower the backrest (recline angle 10° - 50°)
- Second operating lever with safety lock to lower the backrest
- Particularly stable even at maximum tilt angle, anti-tippers included
- Machine-washable adjustable backrest with quick-release buckles – can be adjusted to the user

The Ocean Dual is available as follows:

- Standard version with castors
- The Ocean Vip can be retrofitted with reclining backrests for the Ocean Dual Vip and be fitted with anti-tippers
- The Ocean Dual Vip can be retrofitted with XL armrests

Features



Seat surface 0°, backrest 25°.



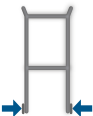






Full seat tilt 35°, back rest 50°.



Anti-tippers included.

Tech Specs

							
Ocean Dual	Seat height 51 - 61cm	Seat width 50cm	Total width 62.5cm	Total depth 106cm	Total height without headrest 108.5 - 118.5cm	Max. user weight 150kg	Unit weight 28.3kg



FOR FURTHER INFORMATION:

New Zealand: Freephone 0800 468 222, email sales@invacare.co.nz or visit www.invacare.co.nz

Australia: Freephone 1800 460 460, email sales@invacare.com.au or visit www.invacare.com.au

Asia: Phone +61 2 8839 5330, email exportsales@invacare.com.au or visit www.invacare.com

Thailand: Phone +66 0 2108 8555 or visit www.invacare.com



Yes, you can.®